



CANWOOD DOORS & MOULDINGS B.C. LTD.



Serving Canada & USA Since 2004

*Manufactures:
Solid Wood Doors in our Facility*

7925 128ST. SURREY B.C.

Ph: 604-594-7400, Fax: 604-594-9486

Toll Free: 1-866-652-7400

Website: www.canwooddoors.ca

Email: canwooddoors@hotmail.ca

Welcome To Canwood Doors & Moulding Ltd.

Canwood Doors & Moulding Ltd will enhance the look of **your home** thorough the style and elegance of our best craftsmanship wood doors. Only the highest quality **materials** are used to provide your home with the warmth and rich appearance of real wood. Our wood species **include** mahogany, walnut, oak, hemlock, maple, pine, alder, cherry and fir. We will customize the **design, size and finish** of the wood doors to match and improve the architectural design of your home.

We build many different types of real, solid wood doors for **interior or exterior** applications. If you are looking to build your dream home or remodel we can help you find that **match you seemed was impossible** to obtain. Our custom made doors are as individual as the client who designs them.

Handling, Storage, finish and maintenance instructions.

General Care:

Most problems with the doors are due to improper handling, installation and/or finishing. Care should be taken during site storage and installation of the doors. Wood does not change size or shape unless its moisture content changes due to the humidity and heat conditions of the environment. Extreme moisture or dryness will cause panel and stile/rail expansion and/or contraction, joint separation, checking or cracking, bowing/warping.

Handling and storage

1. Store doors flat on a level surface in a dry, well-ventilated building. Cover to keep clean but allow air circulation. Avoid exposure to direct sunlight. Do not store them standing on one end and leaning against a wall.
2. Doors should not be exposed to excessive heat, dryness, humidity or direct sunlight.
3. Do not allow doors to come in contact with water.
4. Doors should always be handled with clean hands.
5. Doors should be lifted and carried when being moved, not dragged across one another or across other surfaces.
6. Wood doors should not be installed where there is insufficient overhang or where there is excessive exposure to the direct rain and/or sunlight.

Finishing:

1. All unfinished doors must be finished on all six sides, including the lock holes within two days (48 hours) of delivery or the limited warranty becomes void.
2. Before finishing, door surfaces must be clean and dry. Remove handling marks or effects of exposure to moisture by sanding the door thoroughly, with the grain, start with 120 grit and working up to 180 grit. Always sand in the direction of the grain
3. After sanding, clean entire door with a cloth removing dust or foreign debris.
4. Applying a wood conditioner to the product prior to staining will help reduce the colour variations and it will allow even stain application.
5. Choose a stain with Ultra violet inhibitors to minimize changes to colour from exposure to sunlight.
6. Apply sealer/primer or first coat of required finish immediately after filling, cutting for closures, weather-strip and/or threshold and before hanging the door.
7. The entire door including the top and bottom edges must receive three to five coats of paint/varnish or polyurethane to prevent undue absorption of moisture.
8. No lacquer or water based sealers are acceptable on exterior doors and will void warranty
9. Avoid using very dark stains or paints on the door surfaces exposed to direct sunlight, as it will induce warpage and/or excessive deterioration of your door, not covered by limited warranty. Sunburn in Douglas fir wood door will result in pitch bleeding out onto surface, which will not be considered defect.
10. If the door is exposed to rain, a fine bead of clear or paintable caulking must be used between glass and wood moulding on the exterior surface to eliminate water infiltration and seal failure.

Maintenance

Exterior door finishes may deteriorate quickly. To insure exterior door is protected, inspect the finishes regularly and refinish as often as needed.



CW A01



CW 1340



CW A02



CW A03



CW 513



CW 503



CW 514



CW 517



CW 518



CW 519G



CW 520



CW 522



CW 523



CW 525



CW A04



9 lite with shelf CW A05



CW 970



CW 1436



CW 320



CW 319G



CW A07



CW A08



CW 736



CW 316G



CW 505G



CW 506G



CW 509G



CW 316G



CW 505G



CW 3pnl with glass



CW 737




CW 1492



CW 1532




CW 722



CW 1530



CW 1581



CW 1525



CW 1492G



CW 1576G



CW 1495G



CW 1578G



CW 1417G




CW 1523G



CW 1591G



CW 1364G



CW 1593G



CW 1708



CW 1510G



CW 725



CW 729



CW 731



CW 735



CW 532



CW 1531



CW 714



CW 1592



CW 1589



CW 1319



CW 1531



CW 1579



CW 1585



CW 1522



CW 1362



CW 1520



CW 713



CW 971



CW 11GW



CW 12GW



CW 13GW



CW 14GW



CW 15GW



CW 16GW




CW 17GW



CW 18GW



CW 716



Rustic Series 1pnl Plink
6-8, 8-0



Rustic Series 2pnl Plink
6-8, 8-0



Rustic Series 2pnl
6-8, 8-0



Rustic Series straight 1pnl
Plink 6-8, 8-0



Rustic Series 2pnl Camber
Top 6-8, 8-0



Oak Grain 2pnl Sq.
Top 6-8, 8-0



Oak Grain 3pnl Sq.
Top 6-8



Mohagny 3pnl Arch Top
Top 6-8



Oak Grain 6pnl Sq.
Top 6-8



Oak Grain 9pnl
Top 6-8



Oak Grain 3pnl
Camber Top 6-8



Mohagny 4pnl Arch Top
Top 6-8



Rustic 1pnl plink
Camber Top 6-8, 8-0



Rustic 2pnl plink
Sq. Top 8-0



Mohagny 2pnl Arch Top
Top 8-0



Oak Grain 9pnl
Sq. Top 8-0



Oak Grain Parliament
6-8, 8-0



Oak Grain 3pnl
Arch. Top 6-8, 8-0



Rustic 4pnl plink
Camber Top 8-0



Oak Grain 4pnl
Sq. Top 8-0



CW 71
6-8



Rustic 1pnl plink
Round Arch. 8-0



CW - 5pnl
8-0



CW - 2pnl Bottom & Top Arch
8-0



2 pnl plink Arch Top
with Accessories 6-8, 8-0

1-1/2" Round



ACCLP 12R

1-1/4" Round



ACCLP 14R

1-1/2" Square



ACCLP 12Q

1-1/4" Square



ACCLP 14Q



Decorative Strap



Grill



Speak Easy #1



Speak Easy #2



Speak Easy #3



Speak Easy #4



CW 3 Lite



CW 4 Lite

SD UNIT



1 Lite Craftsman Door Matching Side Lite



2pnl Craftsman 6 Lite Clear Glass with Matching panel



3pnl Craftsman 6 Lite Clear Glass with Matching panel



CW 712G



CW 720G



CW 730G



CW 504G



CW 728G



CW 510G



CW 5296G



CW 531G



CW 1589 G



CW 20GW



CW 21GW



CW 22GW



CW 23GW



CW 24GW



CW 25GW

SDS Wood Doors with Glass




CW 1306G



CW 1354G



CW 1368G



CW 1530A



CW 1533



CW 1371



CW 5526



CW 0975



CW 1530 B



CW 1709



CW 1577



CW 1584



CW 2015



CW 1339



CW 1534



Monaco



CW 2014



Cairo



CW 1609



Imperial



CW 2015




Laredo




Folding Door




trellis



Adelaide



Artisan



Ashford




Dublin




Harlow



Pin Reed



Kiara



Geneva



Leaf Large



Lexington



Modena




Redondo



Pantry



Matisse



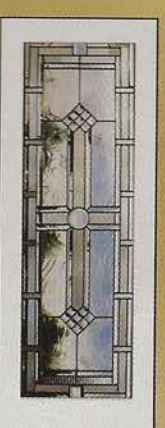
Riverton Obscure



Wheat



15Lite Wood Bar




Sofia




Lisbon



Denmark




Rome




Lancaster



Madison



Wateron



Madrid




Lotus




Circle




3 Panel Lami




Bellagio
6-8, 7-0, 8-0
Smooth



Capri
6-8, 7-0, 8-0
Smooth



Treviso
6-8, 7-0, 8-0
Smooth



Hamel
6-8, 7-0, 8-0
Smooth




Melrose
6-8, 7-0, 8-0
Smooth



Berkley
6-8, 7-0, 8-0
Smooth



Saddlebrook
6-8, 7-0, 8-0
Smooth



Riverside
6-8, 7-0, 8-0
Smooth



Glenview
6-8, 7-0, 8-0
Smooth



Cheyenne
6-8, 7-0, 8-0
Smooth



Madison
6-8, 7-0, 8-0
Smooth




Cambridge
6-8, 7-0, 8-0
Smooth



Santa Fe
6-8, 7-0, 8-0
Smooth



Continental
6-8, 7-0, 8-0
Smooth




Craftsman
6-8, 7-0
Smooth




Provincial
6-8, 7-0
Textured




Stanford
6-8, 7-0, 8-0
Smooth & Textured



Avalon
6-8, 7-0
Textured



Princeton
6-8, 7-0
Smooth & Textured



Rockport
6-8, 7-0, 8-0
Smooth



Bostonian
6-8, 7-0, 8-0
Smooth & Textured



Shaker 2pnl Stain Grade
Sq. Top



Raised 2pnl Stain Grade
Camber Top



Raised 4pnl Stain Grade
Sq. Top



Raised 5pnl Stain Grade
Sq. Top




Raised 6pnl Stain Grade
Sq. Top



3pnl KA Stain Grade
Sq. Top



Shaker 1pnl Paint Grade
Sq. Top



Shaker 2pnl Paint Grade
Sq. Top




Shaker equal 3pnl Paint
Grade Sq. Top



Shaker 3pnl Paint Grade
Sq. Top



Shaker 5pnl Paint Grade
Sq. Top




Solid Door Rift Cut
White Oak Veneer




4-PANEL DOOR



Clear Glass 6pnl



CW-1320



CW-1359




3pnl Lami Stain Grade
Sq. Top




3pnl Lami Stain Grade
Sq. Top


HEADER




Fluted Casing



POLYURETHANE CROWN



PANEL





Baseboard



Cw824 9/16" X 3-1/4" Cw825 1/2" X 4-1/4" Cw826 11/16" X 5-1/4" Cw319 1/2" X 7-1/4" Cw936 1/2" X 3-1/4" Cw938 7/16" X 4-1/4" Cw933 5/8" X 5" Cw279 11/16" X 11"



Cw363
5/8" X 7-1/4"

Cw412 9/16" X 4-1/4" Cw414 9/16" X 5-1/4" Cw932 5/8" X 6-1/2" Cw331 5/8" X 5-1/4" Cw330 5/8" X 7-1/4" Cw8281 1/2" X 6" Cw8237 5/8" X 5-1/2" Cw8236 5/8" X 7-1/4"



Chair rail
Cw112 11/16" x 2-1/4"



Chair rail
Cw980 7/16" x 2-1/4"



Chair rail
Cw298 11/16" x 4"



Chair rail
Cw991 11/16" x 3"



Plinth block
Cw 10" x 8" x 3/4"
cut any size



Plinth block
Cw 10" x 8" x 3/4"
cut any size



post
Cw 3-1/2" x 3-1/2"




Wainscot capping
Cw292 9/16" x 1-1/8"



Wainscot capping
Cw3274 3/4 x 1-3/16



Wainscot panel
Cw222 3/8 x 5-3/4 x 10'



Wainscot capping
Cw850 1-1/8" x 1-3/4"



Wainscot capping
Cw3299 1-1/8 x 1-3/4



Wainscot capping
Cw3734 3/4 x 1-3/4"




Wainscot panel
Cw 4' x 8' White



Wainscot Capping
Cw3290 15/16" x 9/16"



Wainscot panel
Cw720 1/4" x 7-7/8"



Wainscot panel
Cw823v 5" x 3-9/16"



Wainscot panel
Cw823b 5/16" x 3-9/16"



Window stool fjp



Window stool fjp



Cw 303fjp 1-1/4" x 1-1/2"




Cw 180fjp 1-1/4" x 2"



Cw 3322fjp 1-1/4" x 2-1/4"



Mdf sheet 4' x 8'
also available 5' x 10'





Flat Stock

Cw 1x2 11/16x1-1/2
Cw 1x3 11/16x2-1/2
Cw 1x4 11/16x3-1/2
Cw 1x5 11/16x4-1/2
Cw 1x6 11/16x5-1/2

Cw 1x7 11/16x6-1/2
Cw 1x8 11/16x7-1/4
Cw 1x10 11/16x9-1/4
Cw 1x12 11/16x11-1/4

Also Available in Finger Joint

Mouldings Accessories



Cw322fjp 1-1/16" X 1-5/8"



Cw171fjp 1/2" X 1"



Cw3277fjp 3/8" X 3-1/4"



Cw3270fjp 3/8" X 1-1/4"



Cw3279fjp 7/16" X 1-1/2"



Cw184 1-1/16" X 1-7/8"



Cw327fjp 3/8" X 1-1/8"



Cw297chair 11/16" X 3"



Cw3735 1-1/16" X 1-3/4"



Cw3741 3/4" X 1-1/4"



Rosette 2 1/2" & 3-1/2"



Burlap3422 3/8" x 1-1/4"



Burlap3296 3/8" x 2-1/4"



Burlap3112 7/16" x 3-1/4"



cove 3260 1/2" x 1/2"



cove3264 11/16"x11/16"



Cw858 7/8 x 1-5/16



Cw2142 5/8" x 5/8"



Quarter Round 3202



Basecap 3714 3/4 x 1-3/8



parting strip 932 1/2 x 1-3/8



L-Shape Corner 202fjp



L-Shape Corner plain 202fjp



Bull nose 509fjp 1-1/4" x 1-7/8"



Cw 3242fjp 1/2" x 3/4"



Cw 3248fjp 1-3/16" x 2-1/4"



Cw 3244fjp 9/16" x 1-1/4"



Cw 606fjp 3/8" x 2-1/4"



Cw3278 3/8" X 1-1/8"



Cw3279 7/16" X 1-9/16"



Cw3734 3/4" X 1-1/4"




Cw936 3/8" x 13/16"



Cw 409ul 1-1/4" x 1-7/8"



Cw 529ul 1-3/4" x 2-1/8"



AURORA



ROBSON



INFINITY



BRENTWOOD



KINGSTON



ULTRA



BELLISSIMA



COLUMBIA



QUBE



FLORENCE



LEGENDS



NAPLES



ORION



SUNGLOW



ASTRAL



YATES



DEADBOLTS :



Round DB



Square DB



9471 Matt Black




Kevo Electronic



Smartcode 10



Smart Code
Contemporary



Smart Code
Lever

GRIP SETS :



Amherst



Ashfield



Avalon



Davenport



Long Bourn



Monaco



Pembrerly



Tavaris



Whisiter

LEVERS :



Winston




Avalon



Brizzia



Brooklane



Halifax



Commonhealth




Katara



Maya



Milan



Apex



Vedani



Equinox



Harrison



Orelans



Ashfield



Aspen



Copenhagen



citation



Millenium



Britannia


KNOBS & POCKET LOCKS :




Egg Shape Knob



Round Knob



Manchester Knob



Old Town Knob



Square Knob



Pocket Square



Pocket Round

CANWOOD DOORS & MOULDINGS B.C. LTD.

7925 128ST. SURREY B.C.



- Doors (Interior, Exterior & Commercial)
- Glass
- Mouldings
- Bath Sets
- Locks

Ph: 604-594-7400, Fax: 604-594-9486
Toll Free: 1-866-652-7400

Website: www.canwooddoors.ca
Email: canwooddoors@hotmail.ca